

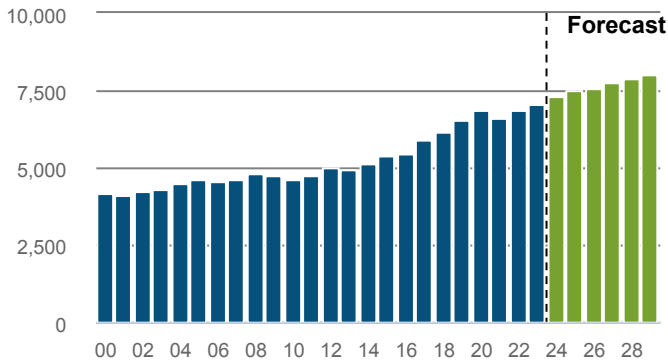
# Stevedoring and Ports

## NEW ZEALAND

How many people worked in the sector in 2023?

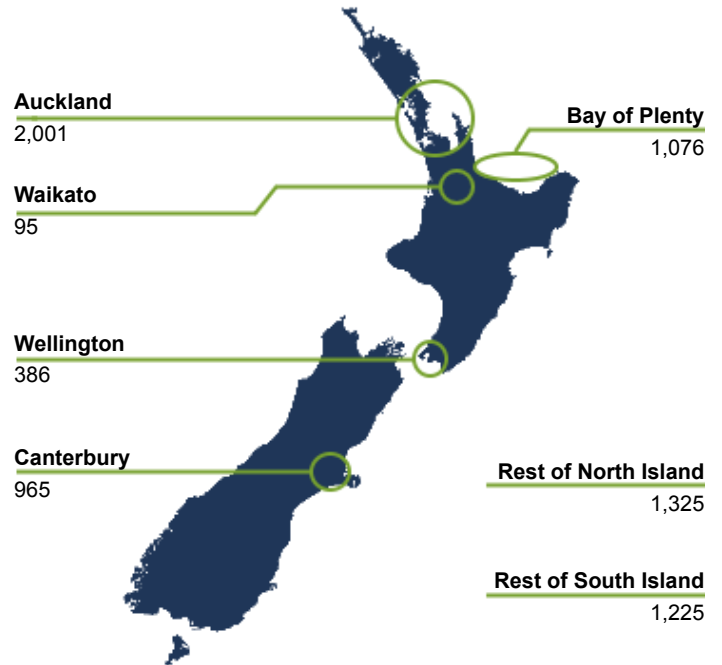
### 7,074 filled jobs

0.3% of 2,753,601 in New Zealand



CHANGE P.A	2018-2023	2024-2029
Stevedoring and Ports	2.8%	1.9%
Total New Zealand	2.0%	1.2%

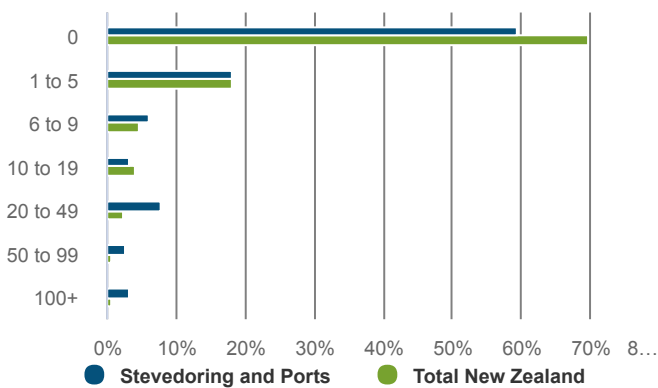
What regions do people work in?



How many businesses were in the sector in 2023?

### 506 business units

0.08% of 641,529 in New Zealand



What were the top 5 occupations in 2023?

### 3,243 jobs: top 5 occupations

45.8% of total Stevedoring and Ports in New Zealand

OCCUPATION	LEVEL 2023	CHANGE	
		18-23	24-29 (F)
Waterside Worker	2,528	2.2%	1.1%
Labourers nec	242	3.3%	2.1%
Forklift Driver	162	2.7%	2.0%
Despatching and Receiving Clerk	159	1.5%	0.5%
Crane, Hoist or Lift Operator	151	2.5%	1.2%

How many people are likely to be in new roles in the sector between now and 2029?

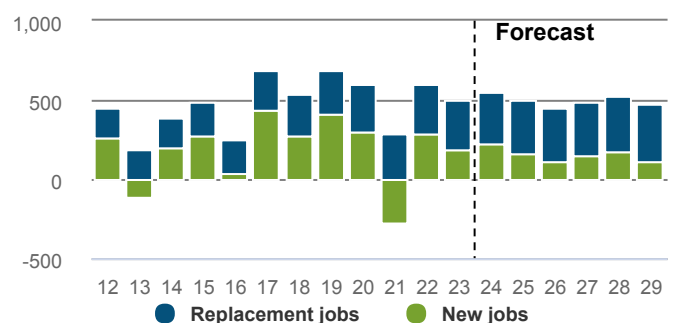
### 2,979 Total job openings

Total New Zealand: 988,630

Total job openings (2024-2029) consists of:

- New jobs: 949
- Net Replacement job openings: 2,030

New job openings come from growth in total employment. Replacement job openings estimate individuals leaving an occupation (eg, retirement), net of individuals entering an occupation (eg, returning from parental leave).



# Stevedoring and Ports

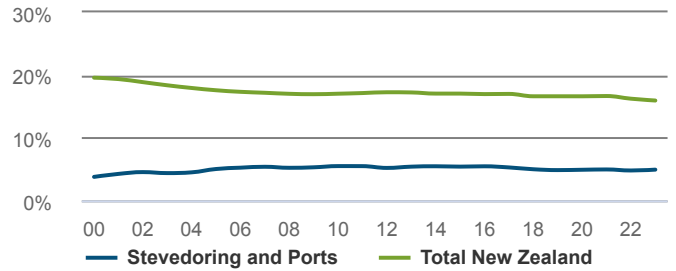
## NEW ZEALAND

How many people were self-employed in 2023?

### 347 Self-employed

Workers in the Stevedoring and Ports are less likely to be self-employed than workers in New Zealand as a whole.

**4.9% self-employment rate**  
**Total New Zealand: 15.9%**



How productive was the sector in 2023?

### \$994m GDP

**0.3% of New Zealand GDP**

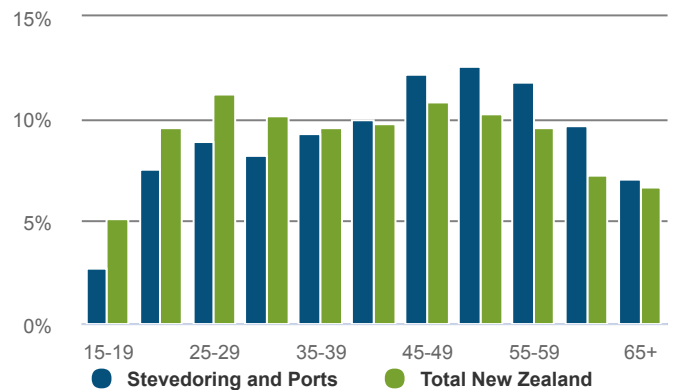
CHANGE P.A	2018-2023	2013-2023
Stevedoring and Ports	-0.6%	3.0%
Total New Zealand	2.7%	3.1%

### \$148,255 GDP/FTE

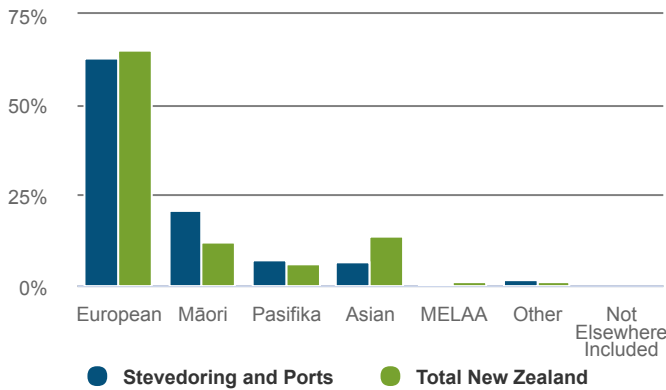
**Total New Zealand: \$152,331**

**-3.7% P.A. change from 2018-2023.**  
**Total New Zealand: 0.2%.**

What was the age profile of workers in 2018?



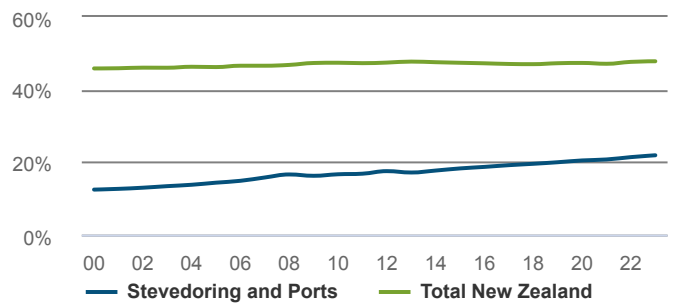
What was the ethnicity of workers in 2018?



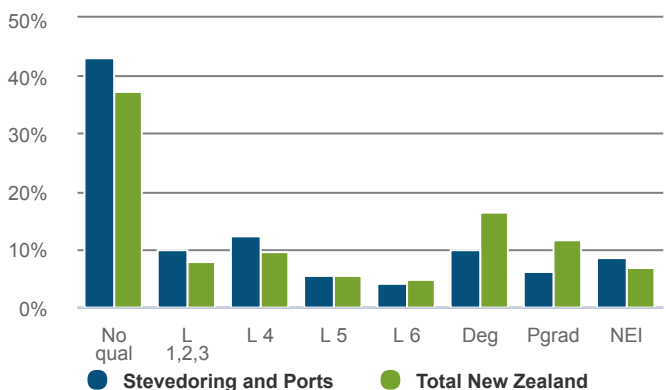
How many workers were female in 2023?

### 21.9% female

**Total New Zealand: 47.8%**



What were the workers highest (post school) quals in 2018?



How many hours were spent working in 2018?

