

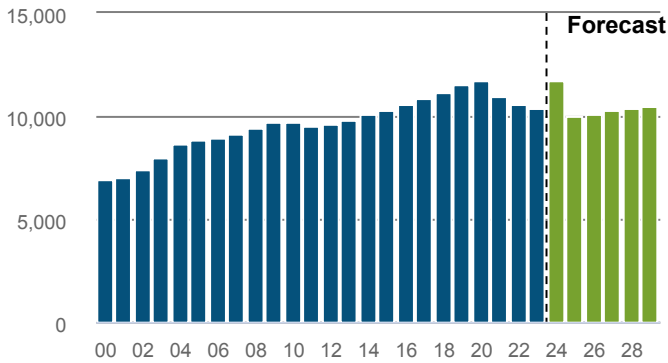
Passenger Services

NEW ZEALAND

How many people worked in the sector in 2023?

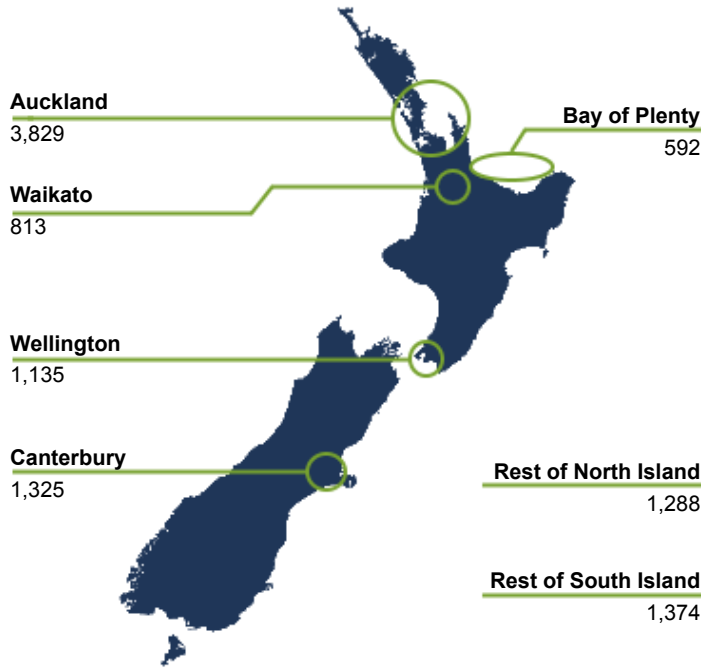
10,357 filled jobs

0.4% of 2,753,601 in New Zealand



CHANGE P.A	2018-2023	2024-2029
Passenger Services	-1.4%	-2.1%
Total New Zealand	2.0%	1.2%

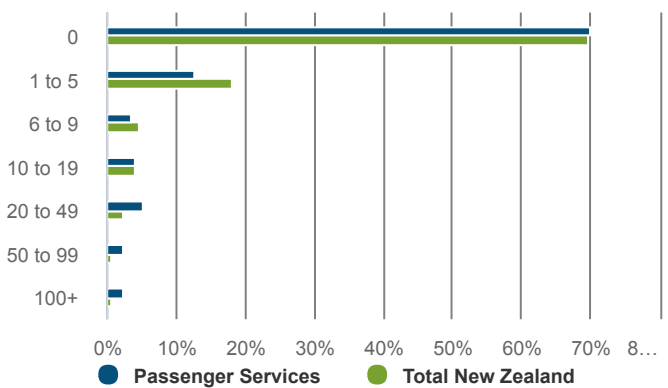
What regions do people work in?



How many businesses were in the sector in 2023?

1,076 business units

0.2% of 641,529 in New Zealand



What were the top 5 occupations in 2023?

7,865 jobs: top 5 occupations

75.9% of total Passenger Services in New Zealand

OCCUPATION	LEVEL 2023	CHANGE	
		18-23	24-29 (F)
Bus Driver	6,538	-1.2%	-1.1%
Charter and Tour Bus Driver	444	-4.8%	-5.0%
Passenger Coach Driver	438	-3.0%	-6.5%
Labourers nec	251	1.9%	0%
Motor Mechanic (General)	195	-2.1%	-3.2%

How many people are likely to be in new roles in the sector between now and 2029?

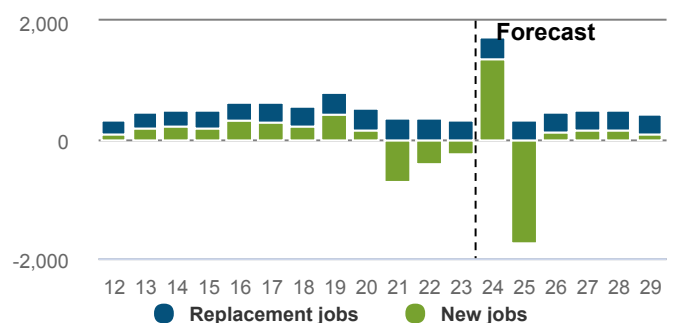
2,228 Total job openings

Total New Zealand: 988,630

Total job openings (2024-2029) consists of:

- New jobs: 150
- Net Replacement job openings: 2,078

New job openings come from growth in total employment. Replacement job openings estimate individuals leaving an occupation (eg, retirement), net of individuals entering an occupation (eg, returning from parental leave).



Passenger Services

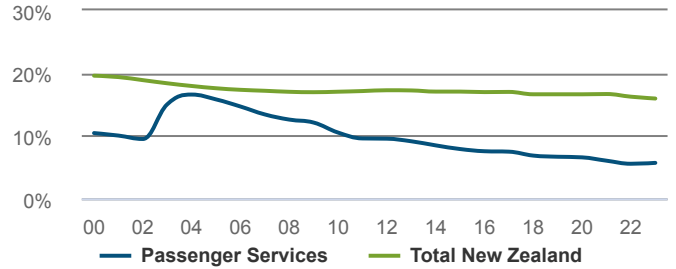
NEW ZEALAND

How many people were self-employed in 2023?

587 Self-employed

Workers in the Passenger Services are less likely to be self-employed than workers in New Zealand as a whole.

5.7% self-employment rate
Total New Zealand: 15.9%



How productive was the sector in 2023?

\$1,117m GDP

0.3% of New Zealand GDP

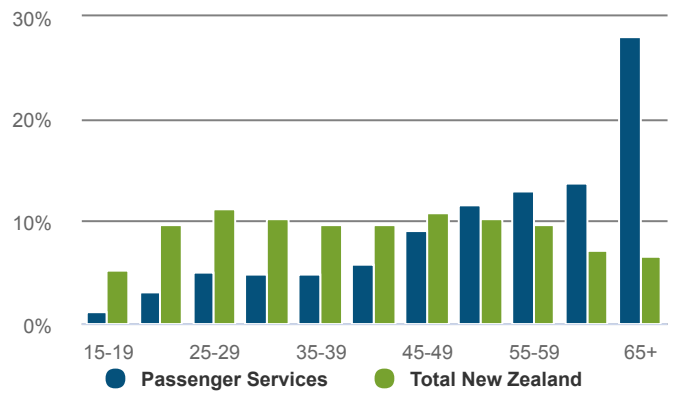
CHANGE P.A	2018-2023	2013-2023
Passenger Services	-2.3%	1.0%
Total New Zealand	2.7%	3.1%

\$127,156 GDP/FTE

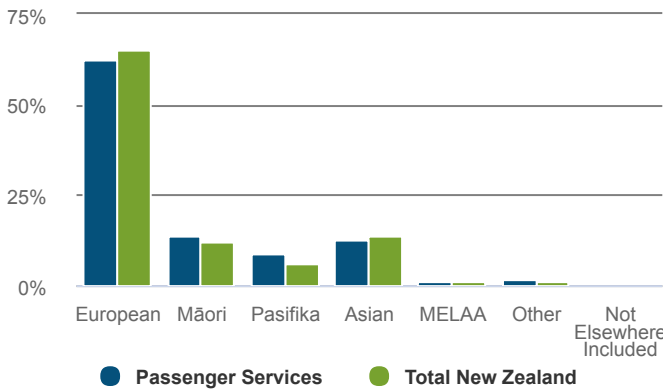
Total New Zealand: \$152,331

-1.4% P.A. change from 2018-2023.
Total New Zealand: 0.2%.

What was the age profile of workers in 2018?



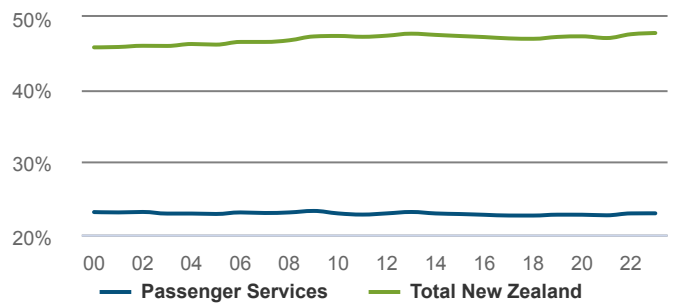
What was the ethnicity of workers in 2018?



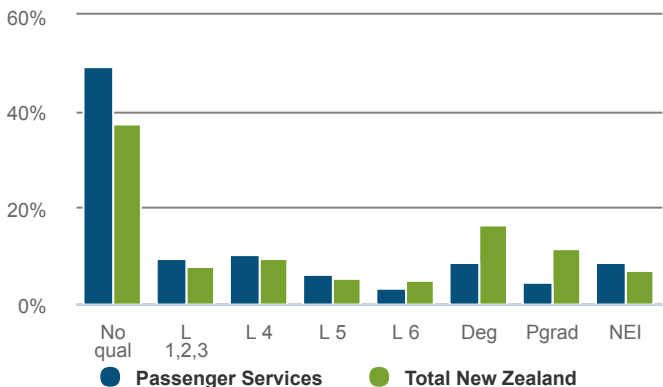
How many workers were female in 2023?

22.9% female

Total New Zealand: 47.8%



What were the workers highest (post school) quals in 2018?



How many hours were spent working in 2018?

